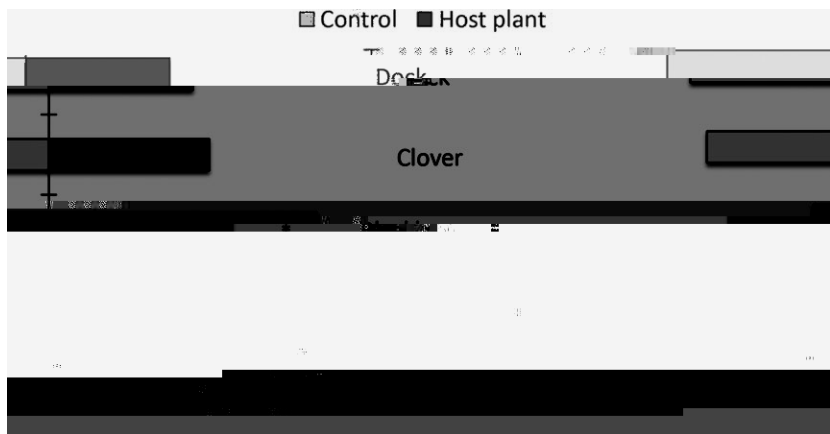


G A C B


R e f f a c i i h a e e c i a d ca ada a i f a
y h a g h e r b i re, *Eucolaspis*

Olfactometry

22.2 4.5
24.2 4.5 -
) -




F . 1 Attraction of adult *Eucolaspis* sp. beetles to host plant odour (apple/blackberry/ white clover/broad-leaved dock) or clean air (control) in Y-tube olfactometer bioassays. *P < 0.05. X-axis shows response index; positive response index indicates attraction.



F . 2 Attraction of adult *Eucolaspis* sp. beetles from 'Havelock North apple' and 'Waikanae blackberry' populations to host plant odours (apple/blackberry) in Y-tube olfactometer bioassays. *P < 0.05. X-axes denote response index; positive response index indicates attraction to apple; negative response index indicates attraction to blackberry. Map

$\chi^2_{(1, 150)} = 61.86, p < 0.001$, 87.3% (88.3%)
 $\chi^2_{(1, 150)} = 0.14, p > 0.05$
 $\chi^2_{(1, 36)} = 8.15, p = 0.0043$
 $\chi^2_{(1, 36)} = 3.84, p = 0.049$
 $\chi^2_{(1, 29)} = 0.03, p = 0.85$
 $\chi^2_{(1, 30)} = 0.55, p = 0.46$
 $\chi^2_{(2, 110)} = 15.94, p < 0.001$
 62% 65%

$$5.2, = \left(\chi^2_{(1, = 60)} = \right)$$



(. 1), (. 2), (. 2), (. 3).
 H s a s (j) . 2005)
 (. 2007) Cass a a a a a
 1994).
 (. 3).
 P a a s a, L a a a a l Ga a
 (Sa)
 . 1991)

, 1996.
 , 21, 304-308.
 , 2011.
Annals of the Entomological Society of America,
 , 40, 1458-1464.
 , 2007.
 , 125, 185-194.
 , 2010.
 , 3
 , 2006.
Entomological Society of America,
 , 59, 57-62.
 , 1997.
 , 84, 212-217.
 , 2012.
 , 66, 2723-2738.
 , 1991.
 , 59, 175-187.